

## SUMMER ASSIGNMENT

**"Dear Parents,**

**As we head into summer vacation, I want to thank you for your continued support. I hope your child has a wonderful break and returns refreshed and ready for the new academic year.**

**Here are some fun loving and Engaging Home Activities for your kids.**

### Creative Time

- **Draw or color one picture a day (use crayons, paints, or whatever you like!)**
- **Tear and paste paper to make simple shapes.**
- **Try easy crafts using safe materials at home.**

### Nature & Play

- **Place the feeders in the a nearby tree or a safe spot where birds can easily access them. Let your child refill the feeders regularly to support our feathered friends.**

**\*Go on nature walks and talk about things you see.**

**\*Play with sand, water, or clay to build sensory skills.**

### Rhyme & Music

**1)Sing nursery rhymes together (Twinkle Twinkle, Baa Baa Black Sheep, etc.)**

**2)Dance to your child's favorite songs.**

### Life Skills

**1)Practice buttoning/unbuttoning shirts.**


**2)Learn to put toys back after play.**

**3)Encourage using simple words like "please," "thank you," and "sorry"**

### Summer Safety Precautions

- ✓ **Drink lots of water and stay hydrated.**
- ✓ **Wear a hat or cap while going out.**
- ✓ **Don't forget your sunscreen!**
- ✓ **Avoid playing outdoors in the afternoon heat.**
- ✓ **Wear light cotton clothes.**
- ✓ **Wash hands before eating.**

**Best regards,**



**Prestige Public School, Indore**

**Session 2025-26**

**Class: Nursery**

**Q.1 Paste a smiling photograph of your child in the center of the flower.**

**My Name is \_\_\_\_\_.**

**I am a \_\_\_\_\_(Boy/Girl)**



**Q.2 Paste stickers of different Fruits and create your own Fruit Basket.**








Q.3 Match each Big fruit with its small fruit.



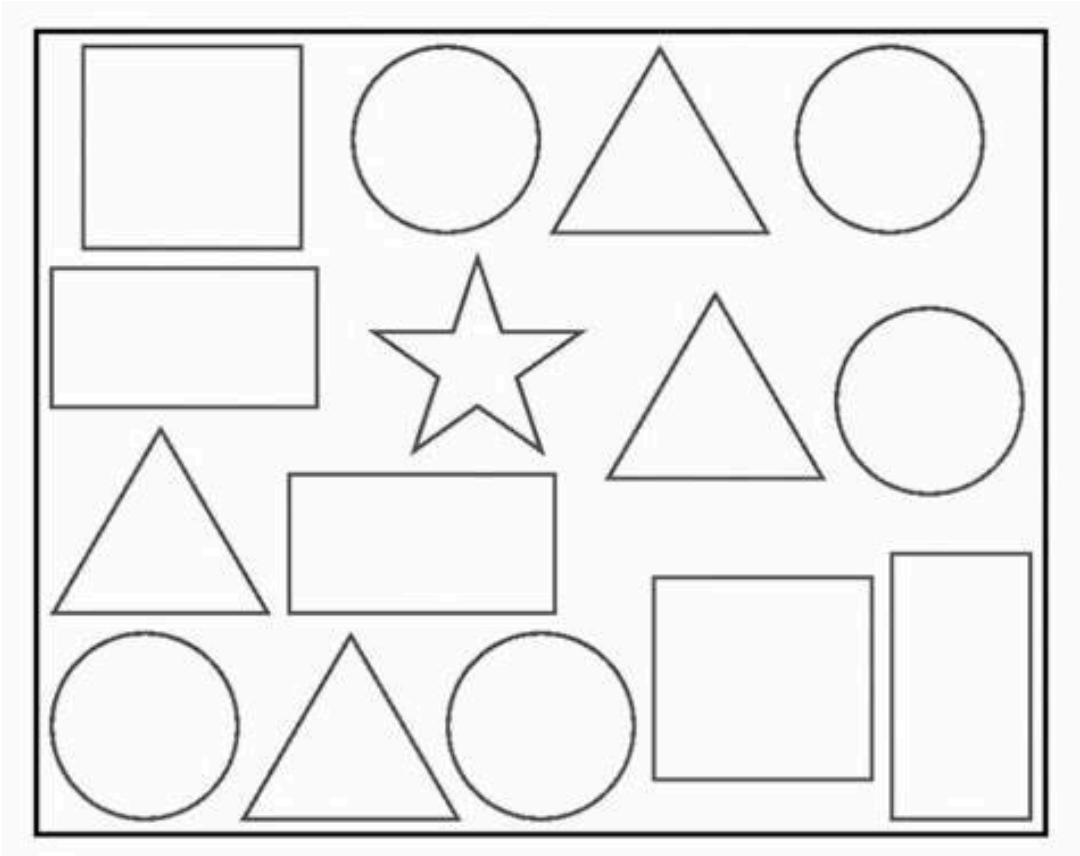
## Counting fingers

**Q.4 Count the fingers and match them with the same number of dots.**







Q.5 Look at the shapes and colour Red only the circles.





Q.6 Colour the pictures that show the number 1



**Q. 7 Tear and paste yellow,brown and green paper on the sunflower .**



Q.8 Colour the Sun with yellow and clouds with blue.  
(Use crayons only.)





Q.9 Match each picture with its starting letter.



E



C



A




B




D

Q,10 Find and colour all the Apples that contain the letter 'A'





Q.11 Trace the standing lines using crayons.



## Let's have Fun

**Q.12 Dip your hand in yellow paint, make a hand print on the paper, and turn it into a hen by adding eyes, comb and beak.**



## ***Dear Parents***




***We are excited to introduce a fun and creative activity for our young learners!***

***Kindly click on the link given below to explore various paper folding activities. After completing the activities, please help your child neatly paste their creations on a chart paper and ensure it is submitted to the class teacher by June 12, 2025.***




***LINK .***

***This activity will help enhance your child's fine motor skills and creativity. We look forward to seeing their colorful and imaginative work.***

***Thanks***

1. <https://youtu.be/S8LdbH13XDs?si=55URyc5zAg7BVzZx> 
2. <https://youtu.be/o0e5A5hceUs?si=odcKcaBRzG9e4FQY> 
3. <https://youtube.com/shorts/jRilYTN5FzQ?si=JxPqsESZCNkwU8oG> 

## **Enchanted Hour**

1. <https://youtu.be/nFdsz-a8ce0?feature=shared> 
2. <https://youtu.be/pp59n0So-XE?feature=shared> 
3. <https://youtu.be/uAekRdg7LkE?feature=shared> 
4. <https://youtu.be/2tZ9PgZ5LsM?feature=shared> 